

Energy

The power of connectivity

Glow-worm

Nottingham Road
Belper
Derbyshire
DE56 1JT

Department	Telephone	Email
Glow-worm Head Office	+44 1773 824 639	info@glow-worm.co.uk
Literature	01 6305726 or +44 1773 596190	literature@glow-worm.co.uk
Service Department <i>Boilers</i>	01 6305726 or 01 6305757	servicedesk@cfquadrant.ie
C&F Quadrant Glow-worm Technical Support <i>Boilers</i>	01 6305705	Technicalsupport@cfquadrant.ie
Training	086 2052806 or 01 6305757	conorg@cfquadrant.ie
Club Energy	01 4475305	enquiries@glow-wormclubenergy.ie



Energy At the heart of your business...



Introducing Energy from Glow-worm

With Energy, you're not just taking delivery of a boiler; you're actually investing in a whole new connected way of working which is designed to make your life easier and your business more successful.

Energy uses the power of connectivity via the Plumbing Toolbox App to give you access to technical help, training and support from Glow-worm.

Plumbing Toolbox connects you to your business, and seriously reduces the time you spend on admin - letting you do Gas Safe notifications and complete Benchmark on the go. You can also build your business by connecting with Club Energy to get access to a range of really useful business development tools to give you a professional edge.

It doesn't end there. Energy even gives your customers connectivity, allowing them to control their heating from wherever they happen to be using the MiGo App. Your customers can also connect online with you and their Energy boiler using myGlow-worm.ie to access vital documents & manuals, how-to videos, servicing information and the latest energy saving tips. It's all about self service and your customers can easily connect with you whenever they need to book a service or get a quote.

Connectivity is at the heart of Energy, and it really is a big deal - let's talk some more about it...

... and your customers' homes

Energy The power of connectivity...

Compact, efficient & high quality boiler range

Designed using automotive grade aluminium, the Energy heat exchanger is a high quality, high efficiency product that makes the boiler light to install. The Energy boiler is compact and comes with a rear flue option, making it ideal for a cupboard fit.



A wide range of options to suit any home

Energy has a wide range of outputs and covers combi, system and regular options along with a choice of rear or top flues so you can install virtually anywhere including inside a kitchen cupboard. Energy will suit the heating demands of most house types and system requirements.



Modern design and great display

Energy has modern high impact design which will suit your customer's homes and comes with a bright easy to read LCD display, a smart timeless case design and super quiet running.



Great choice of easy to install heating controls

Energy comes with a great choice of simple to install controls from basic wall mounted thermostats to wireless controls with weather compensation to improve heating efficiency even further. Unique to Energy is the MiGo smart phone connected solution which enables customers to manage their heating demands wherever they are - away from home, at work, on holiday.



Online customer self service using myGlow-worm.ie

Your customers can connect to their Energy online with myGlow-worm.ie where they can find the important documents such as guarantee, and useful manuals and how-to videos. This easy to use self-service website also means they can contact you easily when the service is due so that they maintain their guarantee and keep Energy running efficiently.



Free 5 year warranty

For extra peace of mind for your customers the Energy boiler comes with a 5 year warranty*.

*When registered through Club Energy.



Install an easier way of working with Plumbing Toolbox

Plumbing Toolbox makes it even easier to install allowing you to complete the registration and warranty on your phone - saving you so much time. Energy even reminds you and your customer when it's due a service keeping your customer happy and growing your business.





Product Features & Benefits

- **Wide product range**
Energy caters for every heat output demand and every system requirement.
- **Rear flue option**
Rear and top flue flexibility means that Energy will fit most install situations.
- **High quality automotive grade aluminium heat exchanger**
Designed to last longer, easy to maintain, super quiet and reduces customers’ energy bills.
- **Compact size will fit in kitchen cupboards**
Small footprint boiler range that offers the choice to install in more locations including a cupboard.
- **Modern bright LCD display**
Excellent clarity of boiler information wherever it is installed making it easy to change and confirm settings.
- **High Efficiency modulating Grundfos pump**
Lower running costs as the pump adapts to actual heating and hot water demand.



FREE 5 year warranty
When registered on
Club Energy



ErP ready



Direct rear flue



Ultra quiet operation

Energy
combi boiler

The Energy combi boiler comes with a great range of outputs, attractive modern design, bright easy to use interface and a choice of controls.

Energy is a light and compact boiler with a choice of rear or top flue making it easy to install in any situation. Using an industry standard DIN layout makes boiler swaps quick and the aluminium heat exchanger has large waterways making it perfect for retrofit jobs.

Energy just requires simple water flush cleaning for the heat exchanger which means lower costs and no special cleaning tools. The patented 4 sided cooling reduces the stress on the heat exchanger which means longer term reliability for your customers. Energy is supported by UK wide spare parts availability.

Energy combi boilers	25kW	30kW	35kW
Casing dimensions (h w d)	700mm x 390mm x 280mm	700mm x 390mm x 280mm	700mm x 390mm x 280mm
DHW flow rate (l/min, 35C rise)	10l.4/min	12.5l/min	14.4l/min
60/100 Flue Length			
Horizontal	10m	10m	10m
Vertical	10m	10m	10m
SEDBUK 2005 annual efficiency (%)	90.9*	90.9*	90.9*
SEDBUK 2009 annual efficiency (%)	89.3	89.3	89.2
ErP Rating (Heating/DHW)	A/A	A/A	A/A
Rear Flue	Yes	Yes	Yes
Article Number	0010015652	0010015653	0010015654

*Subject to approval on database

Accessories

Energy has a great choice of intelligent controls and accessories to deliver the most efficient heating system for your customers.



MiGo
WiFi connected
single zone control



Climapro₂ RF
wireless
programmable
room thermostat



Climapro₁
programmable
room thermostat

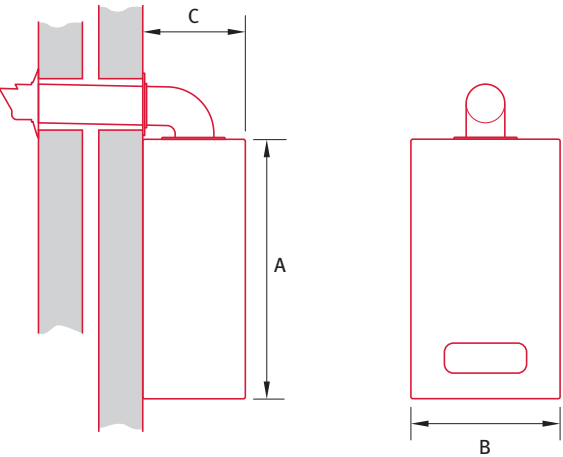



Climastat
Easy to use digital
room thermostat



Optiflue
Passive Flue Gas
Heat Recovery Device

Technical specifications



Boiler dimensions

Height (A)	Width (B)	Depth (C)
700mm	390mm	280mm

Energy combi boilers

Energy combi boilers	25kW	30kW	35kW
Casing dimensions (h w d) (mm)	700 x 390 x 280	700 x 390 x 280	700 x 390 x 280
Weight (lift) (kg)	32	32	33
Performance			
CH output (kW) Min/Max	5.0/18.3	6.1/25.4	7.2/25.6
DHW output (kW)	25.7	30.6	35.7
DHW flow rate (l/min, 35°C rise)	10.4	12.5	14.4
Minimum operating pressure (bar)	0.3	0.3	0.3
Min pressure for max flow	1.0	1.0	1.0
SEDBUK 2005 annual efficiency (%)	90.9*	90.9*	90.9*
SEDBUK 2009 annual efficiency (%)	89.3	89.3	89.2
ErP Rating Heating	A	A	A
ErP Rating DHW	A	A	A
NOx class 5 (natural gas)	Yes	Yes	Yes
Construction			
Heat exchanger material	Aluminium	Aluminium	Aluminium
Burner type	Downward firing	Downward firing	Downward firing
Fully modulating	Yes	Yes	Yes
DHW plate heat exchanger	Stainless	Stainless	Stainless
Integrated hydrobloc	Yes	Yes	Yes
Installation			
Suitable for sealed systems	Yes	Yes	Yes
Filling loop	Intergrated	Intergrated	Intergrated
Inbuilt system bypass	Yes	Yes	Yes
Inbuilt condensate trap/siphon	Yes	Yes	Yes
Inbuilt frost protection	Yes	Yes	Yes
Zero compartment ventilation	Yes	Yes	Yes
Pump	Grundfos	Grundfos	Grundfos
Clearances			
Top (mm)	300	300	300
Side (mm)	0**	0**	0**
Bottom (mm)	300	300	300
Front (mm)	600***	600***	600***
User Interface			
Diagnostics	Advanced/Intuitive	Advanced/Intuitive	Advanced/Intuitive
User adjustable CH temp control	Yes	Yes	Yes
User adjustable DHW temp control	Yes	Yes	Yes
Warm Start	Yes	Yes	Yes
Accessories			
Optional spacing frame	Yes	Yes	Yes
Plug in mechanical timer	Optional	Optional	Optional
Aesthetic pipe cover	Yes	Yes	Yes
Optiflue compatible (PFGHRD)	Yes	Yes	Yes
Flues			
Max horizontal 60/100	10m	10m	10m
Max vertical 60/100	10m	10m	10m
Max horizontal 80/125	25m	25m	25m
Max Vertical 80/125	25m	25m	25m
Optional plume management kit 60/100	Yes	Yes	Yes
Direct Rear Flue	Yes	Yes	Yes

* Subject to approval on database
** See manual for clearance if side panels to be removed to assist future service and maintenance
*** 5mm if removable panel/door



Product Features & Benefits

- **Wide product range**
Energy caters for every heat output demand and every system requirement.
- **Rear flue option**
Rear and top flue flexibility means that Energy will fit most install situations.
- **High quality automotive grade aluminium heat exchanger**
Designed to last longer, easy to maintain, super quiet and reduces customers' energy bills.
- **Compact size will fit in kitchen cupboards**
Small footprint boiler range that offers the choice to install in more locations including a cupboard.
- **Modern bright LCD display**
Excellent clarity of boiler information wherever it is installed making it easy to change and confirm settings.
- **High Efficiency modulating Grundfos pump**
Lower running costs as the pump adapts to actual heating and hot water demand.



FREE 5 year warranty
When registered on
Club Energy



ErP ready



Direct rear flue



Ultra quiet operation

Energy
system boiler

The Energy system boiler comes with a great range of outputs, attractive modern design, bright easy to use interface and a choice of controls. The Energy sealed System boiler range is suitable for homes with high hot water demands and can be installed with Glow-worm's range of cylinders for hot water storage.

Energy is a light and compact boiler with a choice of rear or top flue making it easy to install in any situation. Using an industry standard DIN layout makes boiler swaps quick and the aluminium heat exchanger has large waterways making it perfect for retrofit jobs.

Energy just requires simple water flush cleaning for the heat exchanger which means lower costs and no special cleaning tools. The patented 4 sided cooling reduces the stress on the heat exchanger which means longer term reliability for your customers. Energy is supported by UK wide spare parts availability.

Energy system boilers	12kW	15kW	18kW	25kW	30kW
Casing dimensions (h w d)	700mm x 390mm x 280mm	700mm x 390mm x 280mm	700mm x 390mm x 280mm	700mm x 390mm x 280mm	700mm x 390mm x 280mm
60/100 Flue Length					
Horizontal	10m	10m	10m	10m	10m
Vertical	10m	10m	10m	10m	10m
SEDBUK 2005 annual efficiency (%)	91.0*	91.0*	91.0*	91.0*	90.7*
SEDBUK 2009 annual efficiency (%)	89.4	89.4	89.4	89.4	89.3
ErP Rating	A	A	A	A	A
Rear Flue	Yes	Yes	Yes	Yes	Yes
Article Number	0010015655	0010015656	0010015657	0010015658	0010015659

*Subject to approval on database

Accessories

Energy has a wide choice of intelligent controls and accessories to deliver the most efficient heating system for your customers.



MiGo
WiFi connected
single zone control



Climapro₂ RF
wireless
programmable
room thermostat



Climapro₁
programmable
room thermostat



**Smart Wiring
Centre₂**
multi zone intelligent
wiring centre

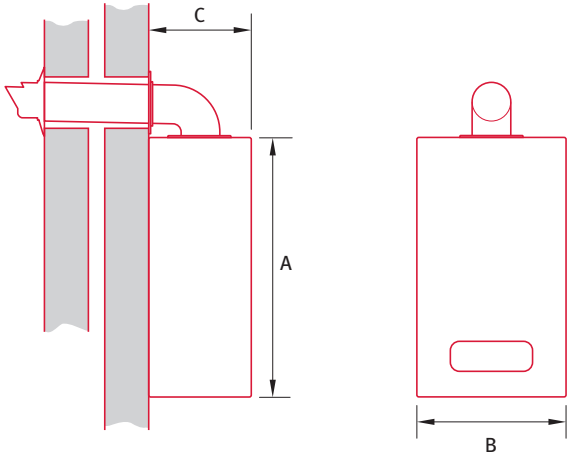



Systempro₃
weather
compensated multi
zone wiring centre



Hydacyl
Full range of
cylinders available

Technical specifications



Boiler dimensions

Height (A)	Width (B)	Depth (C)
700mm	390mm	280mm

Energy system boilers

Energy system boilers	12kW	15kW	18kW	25kW	30kW
Casing dimensions (h w d) (mm)	700 x 390 x 280	700 x 390 x 280	700 x 390 x 280	700 x 390 x 280	700 x 390 x 280
Weight (lift) (kg)	31	31	31	32	32
Performance					
CH output (kW) Min/Max	4.5/12.3	4.5/15.2	5.0/18.3	6.1/25.4	7.2/30.5
Minimum operating pressure (bar)	0.3	0.3	0.3	0.3	0.3
SEDBUK SAP 2005 rating (%)	91.0*	91.0*	91.0*	91.0*	90.7*
SEDBUK SAP 2009 rating (%)	89.4	89.4	89.4	89.4	89.3
ErP Rating	A	A	A	A	A
NOx class 5 (natural gas)	Yes	Yes	Yes	Yes	Yes
Construction					
Heat exchanger material	Aluminium	Aluminium	Aluminium	Aluminium	Aluminium
Burner type	Downward firing	Downward firing	Downward firing	Downward firing	Downward firing
Fully modulating	Yes	Yes	Yes	Yes	Yes
Installation					
Suitable for sealed systems	Yes	Yes	Yes	Yes	Yes
Inbuilt condensate trap/siphon	Yes	Yes	Yes	Yes	Yes
Inbuilt frost protection	Yes	Yes	Yes	Yes	Yes
Zero compartment ventilation	Yes	Yes	Yes	Yes	Yes
Pump	Grundfos	Grundfos	Grundfos	Grundfos	Grundfos
Clearances					
Top (mm)	300	300	300	300	300
Side (mm)	0**	0**	0**	0**	0**
Bottom (mm)	300	300	300	300	300
Front (mm)	600***	600***	600***	600***	600***
User Interface					
Diagnostics	Advanced/Intuitive	Advanced/Intuitive	Advanced/Intuitive	Advanced/Intuitive	Advanced/Intuitive
User adjustable CH temp control	Yes	Yes	Yes	Yes	Yes
Accessories					
Optional spacing frame	Yes	Yes	Yes	Yes	Yes
Plug in mechanical timer	Optional	Optional	Optional	Optional	Optional
Aesthetic pipe cover	Yes	Yes	Yes	Yes	Yes
Optiflue compatible (PFGHRD)	N/A	N/A	N/A	N/A	N/A
Flues					
Max horizontal 60/100	10m	10m	10m	10m	10m
Max vertical 60/100	10m	10m	10m	10m	10m
Max horizontal 80/125	25m	25m	25m	25m	25m
Max Vertical 80/125	25m	25m	25m	25m	25m
Optional plume management kit 60/100	Yes	Yes	Yes	Yes	Yes
Direct Rear Flue	Yes	Yes	Yes	Yes	Yes

* Subject to approval on database
** See manual for clearance if side panels to be removed to assist future service and maintenance
*** 5mm if removable panel/door

Energy regular boiler

The Energy regular (for open vent systems) boiler comes with a great range of outputs, attractive modern design, bright easy to use interface and a choice of controls. The Energy regular boiler range is suitable for homes with high hot water demands and can be installed with Glow-worm’s range of cylinders for hot water storage.

Energy is a light and compact boiler with a choice of rear or top flue making it easy to install in any situation. Using an industry standard DIN layout makes boiler swaps quick and the aluminium heat exchanger has large waterways making it perfect for retrofit jobs.

Energy just requires simple water flush cleaning for the heat exchanger which means lower costs and no special cleaning tools. The patented 4 sided cooling reduces the stress on the heat exchanger which means longer term reliability for your customers. Energy is supported by UK wide spare parts availability.

Energy regular boilers	12kW	15kW	18kW	25kW	30kW
Casing dimensions (h w d)	600mm x 375mm x 280mm	600mm x 375mm x 280mm	600mm x 375mm x 280mm	600mm x 375mm x 280mm	600mm x 375mm x 280mm
60/100 Flue Length					
Horizontal	10m	10m	10m	10m	10m
Vertical	10m	10m	10m	10m	10m
SEDBUK 2005 annual efficiency (%)	91.0*	91.0*	91.0*	91.0*	90.7*
SEDBUK 2009 annual efficiency (%)	89.4	89.4	89.4	89.4	89.3
ErP Rating	A	A	A	A	A
Rear Flue	Yes	Yes	Yes	Yes	Yes
Article Number	0010015660	0010015661	0010015662	0010015663	0010015664

*Subject to approval on database

Product Features & Benefits

- **Wide product range**
Energy caters for every heat output demand and every system requirement.
- **Rear flue option**
Rear and top flue flexibility means that Energy will fit most install situations.
- **High quality automotive grade aluminium heat exchanger**
Designed to last longer, easy to maintain, super quiet and reduces customers’ energy bills.
- **Compact size will fit in kitchen cupboards**
Small footprint boiler range that offers the choice to install in more locations including a cupboard.
- **Modern bright LCD display**
Excellent clarity of boiler information wherever it is installed making it easy to change and confirm settings.



FREE 5 year warranty
When registered on
Club Energy



ErP ready



Direct rear flue



Ultra quiet operation

Accessories

Energy has a wide choice of intelligent controls and accessories to deliver the most efficient heating system for your customers.



MiGo
WiFi connected
single zone control



Climapro₂ RF
wireless
programmable
room thermostat



Climapro₁
programmable
room thermostat



**Smart Wiring
Centre₂**
multi zone intelligent
wiring centre

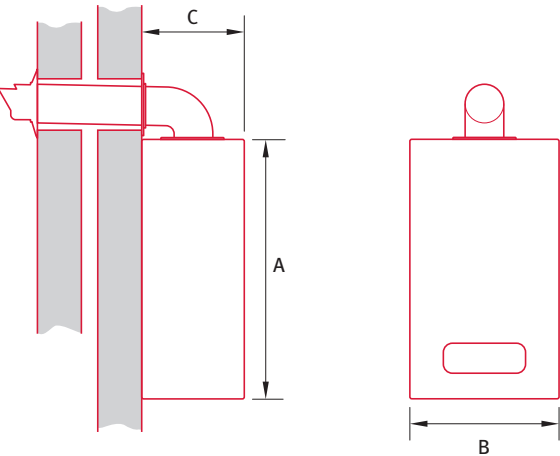



Systempro₃
weather
compensated multi
zone wiring centre



Hydracyl
Full range of
cylinders available

Technical specifications



Boiler dimensions

Height (A)	Width (B)	Depth (C)
600mm	375mm	280mm

Energy regular boilers

Energy regular boilers	12kW	15kW	18kW	25kW	30kW
Casing dimensions (h w d) (mm)	600 x 375 x 280	600 x 375 x 280	600 x 375 x 280	600 x 375 x 280	600 x 375 x 280
Weight (lift) (kg)	22	22	22	23	23
Performance					
CH output (kW) Min/Max	4.5/12.3	4.5/15.2	5.0/18.3	6.1/25.4	7.1/30.5
Minimum operating pressure (bar)	0.3	0.3	0.3	0.3	0.3
SEDBUK SAP 2005 rating (%)	91.0*	91.0*	91.0*	91.0*	90.7*
SEDBUK SAP 2009 rating (%)	89.4	89.4	89.4	89.4	89.3
ErP Rating	A	A	A	A	A
NOx class 5 (natural gas)	Yes	Yes	Yes	Yes	Yes
Construction					
Heat exchanger material	Aluminium	Aluminium	Aluminium	Aluminium	Aluminium
Burner type	Downward firing	Downward firing	Downward firing	Downward firing	Downward firing
Fully modulating	Yes	Yes	Yes	Yes	Yes
Upward piping	Yes	Yes	Yes	Yes	Yes
Installation					
Inbuilt condensate trap/siphon	Yes	Yes	Yes	Yes	Yes
Inbuilt frost protection	Yes	Yes	Yes	Yes	Yes
Zero compartment ventilation	Yes	Yes	Yes	Yes	Yes
Clearances					
Top (mm)	300	300	300	300	300
Side (mm)	0**	0**	0**	0**	0**
Bottom (mm)	300	300	300	300	300
Front (mm)	600***	600***	600***	600***	600***
User Interface					
Diagnostics	Advanced/Intuitive	Advanced/Intuitive	Advanced/Intuitive	Advanced/Intuitive	Advanced/Intuitive
User adjustable CH temp control	Yes	Yes	Yes	Yes	Yes
Accessories					
Optional spacing frame	N/A (upward piping)	N/A (upward piping)	N/A (upward piping)	N/A (upward piping)	N/A (upward piping)
Plug in mechanical timer	N/A	N/A	N/A	N/A	N/A
Optiflue compatible (PFGHRD)	N/A	N/A	N/A	N/A	N/A
Flues					
Max horizontal 60/100	10m	10m	10m	10m	10m
Max vertical 60/100	10m	10m	10m	10m	10m
Max horizontal 80/125	25m	25m	25m	25m	25m
Max Vertical 80/125	25m	25m	25m	25m	25m
Optional plume management kit 60/100	Yes	Yes	Yes	Yes	Yes
Direct Rear Flue	Yes	Yes	Yes	Yes	Yes

* Subject to approval on database
** See manual for clearance if side panels to be removed to assist future service and maintenance
*** 5mm if removable panel/door

Energy 35 Store

The Energy 35 Store is a fully integrated wall hung boiler, which combines the benefits of both a system and combi boiler in one package. It provides efficient heating and instant, unlimited domestic hot water, making it perfect for larger properties with a high domestic hot water demand.

The two 21 litre insulated tanks, housed inside the unit, provide a short re-heat time of less than 5 minutes and can significantly reduce heat loss. Energy 35 Store avoids the need to put in a hot water cylinder – reducing complexity, installation time and cost.

Energy 35 Store Boiler	35kW
Casing dimensions (h w d)	890mm x 470mm x 561mm
DHW flow rate (l/min, 35°C rise)	19.7
60/100 Flue Length	
Horizontal	10m
Vertical	10m
SEDBUK 2005 annual efficiency (%)	90.6%
SEDBUK 2009 annual efficiency (%)	89.4%
ErP Rating (Heating/DHW)	A/A
Rear Flue	No
Article Number	0010017338
Adjustable to LPG	Yes

For more detail on the complete range of controls please refer to page 22

Accessories

Energy Store has a wide choice of intelligent controls and accessories to deliver the most efficient heating system for your customers.



MiGo
WiFi connected
single zone control



Climapro₂ RF
wireless
programmable
room thermostat



Climapro₁
programmable
room thermostat



Smart Wiring Centre₂
multi zone intelligent
wiring centre



Systempro₃
weather
compensated multi
zone wiring centre



Product Features & Benefits

- **Energy 35 Store has two highly insulated 21 litre integrated tanks**
Provides high performance heating and instant, sustained hot water supply for larger properties.
- **High efficiency Combi Store technology**
Offers fast re-generation times of less than 5 minutes for hot water demands and quicker than hot water cylinders.
- **DHW flow rate of 19.7 litres/minute**
Rapid delivery to fill a bath quickly providing comfort and convenience.
- **Combined Combi with storage tanks in one unit**
Avoids the need for a hot water cylinder to free up space and reduces complexity and cost of installation.
- **High efficiency modulating Grundfos pump**
Lower running costs as pump adapts to actual heating and hot water demand.



FREE 5 year warranty
When registered on
Club Energy



ErP ready

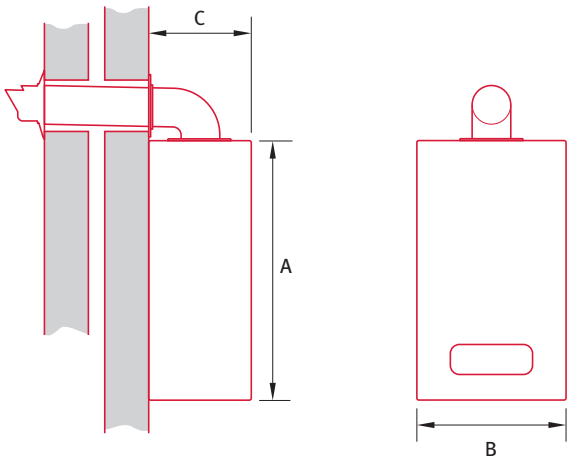



Unlimited domestic hot water



Ultra quiet operation

Technical specifications



Boiler dimensions

Height (A)	Width (B)	Depth (C)
890mm	470mm	561mm

Energy 35 store boilers

Energy combi storage boiler	35kW
Casing dimensions (h w d) (mm)	890 x 470 x 561
Weight (lift) (kg)	67
Performance	
CH output (kW) Min/Max	8.5/30.0
DHW output (kW)	8.7/35.7
DHW flow rate (l/min, 35°C rise)	19.7
Minimum operating pressure (bar)	0.3
Min pressure for max flow	1.0
SEDBUK 2005 annual efficiency (%)	90.6%
SEDBUK 2009 annual efficiency (%)	89.4%
ErP Rating Heating	A
ErP Rating DHW	A
NOx class 5 (natural gas)	5
Construction	
Heat exchanger material	Stainless steel
Burner type	pre mixed
Fully modulating	Yes
DHW plate heat exchanger	Yes
Integrated hydrobloc	Yes
Installation	
Suitable for sealed systems	Yes
Filling loop	Yes
Inbuilt system bypass	Yes
Inbuilt condensate trap/siphon	trap
Inbuilt frost protection	2 stage
Zero compartment ventilation	Yes
Pump	Wilco Yonos HB15/7.5
Clearances	
Top (mm)	300
Side (mm)	50 (L) / 150 (R)
Bottom (mm)	300
Front (mm)	600
User Interface	
Diagnostics	Advanced/intuitive
User adjustable CH temp control	Yes
User adjustable DHW temp control	Yes
Warm Start	Yes
Accessories	
Optional spacing frame	Yes
Timer	Yes
Aesthetic pipe cover	No
Optiflue compatible (PFGHRD)	Yes
Flues	
Max horizontal 60/100	10m
Max vertical 60/100	10m
Max horizontal 80/125	25m
Max Vertical 80/125	25m
Optional plume management kit 60/100	Yes
Direct Rear Flue	No

Intelligent controls

All Glow-Worm controls have been designed to work exclusively with current Glow-worm boilers, so they are simple to install and your customer will get the ultimate in running efficiency, convenience and comfort.

The world of controls explained

eBus is Glow-worm’s unique communication protocol that ensures our user controls can work intelligently with a Glow-worm boiler to achieve load and weather compensation

Load compensation uses the controls intelligently with the boiler to directly adjust the flow temperature to increase customer comfort levels. If the room is cold the hotter the flow temperature to the radiators. As the room gets warmer the flow temperature is cooler. Less time is needed to reach a set temperature, room temperature is more stable and the system is more efficient which lowers energy bills

Weather compensation uses our outdoor sensor to measure outside temperature and adjusts the flow temperature to meet daily heating demands. The colder it is outside, the hotter the flow temperature to the radiators. As the weather gets warmer the flow temperature is cooler. This ensures the boiler operates in the most efficient way to maintain stable temperature levels and lower energy bills further.




Simple controls packs

We’ve developed a choice of controls packs to suit each different user requirement

Traditional Plug-in Timer & Thermostat Pack

- Timer plugs straight into the boiler fascia
- Wall mounted Climastat connects using simple low voltage eBus
- Can use existing cables if replacing another thermostat
- Traditional interface for customers to set heating programmes
- eBus connected Climastat means the boiler will modulate to manage heating in the most efficient way possible



Plug in Timer	✓
Room Thermostat	✓
Programmable Room Thermostat	
Wireless controls	
Load Compensation	✓
Weather Compensation	

Climapro₁ Wired or Wireless Programmable Thermostat Pack

- Secure wall mounted thermostat is wired using simple low voltage eBus
- User friendly design with bright backlight
- Clear straightforward menus to set heating & hot water programmes
- Annual service reminder and auto daylight saving time
- eBus connected Climapro1 means the boiler will modulate to manage heating in the most efficient way possible
- Weather compensation using a simple wireless outdoor sensor



Plug in Timer	
Room Thermostat	
Programmable Room Thermostat	✓
Wireless controls	✓
Load Compensation	✓
Weather Compensation*	✓

*When a outdoor sensor is included

Climapro₂ RF Wireless Programmable Thermostat Pack

- Wireless thermostat works anywhere in the home.
- Wall bracket for base location and secure storage
- RF receiver slots into the boiler, simple wireless setup, no electrician required
- User friendly design with bright backlight
- Clear straightforward menus to set heating & hot water programmes
- Annual service reminder and auto daylight saving time
- eBus connected Climapro2 RF means the boiler will modulate to manage heating in the most efficient way possible.
- Weather compensation using a simple wireless outdoor sensor



Plug in Timer	
Room Thermostat	
Programmable Room Thermostat	✓
Wireless controls	✓
Load Compensation	✓
Weather Compensation*	✓

*When a outdoor sensor is included

Simple controls packs continued

MiGo App based Programmable Thermostat Pack

- Smart phone App for iPhone & Android devices to manage heating & hot water on the go
- In room thermostat can be wall mounted or a portable table top version.
- eBus connected MiGo means the boiler will modulate to manage heating in the most efficient way possible
- User profiles, energy usage reports, error reports
- Weather compensation using a simple wireless outdoor sensor
- Smartphone App can be connected to multiple MiGo controls e.g. My Place, Mums Place
- From installation MiGo automatically starts learning and adapting your Glow-Worm heating system to suit the exact energy requirement of your property, maximising performance whilst ensuring peak efficiency



Plug in Timer	
Room Thermostat	
Programmable Room Thermostat	✓
Wireless controls	✓
Smartphone App controls	✓
Load Compensation	✓
Weather Compensation*	✓

*When a outdoor sensor is included


Multi-zone System Heating Controls Pack

- A weather compensated wiring centre to manage up to 3 heating zones and 1 DHW zone
- Offers complete system management for a boiler, cylinder and also heat pump
- Works with all Climapro programmable thermostats and wireless outdoor sensor
- Allows integration to under floor heating with a 24v input
- Central installer interface with easy to use menus to access data on maintenance, fault history, system parameters
- eBus connected controls means the boiler will modulate to manage heating in the most efficient way possible
- Weather compensation using a simple wireless outdoor sensor



Plug in Timer	
Room Thermostat	
Programmable Room Thermostat	✓
Wireless controls	✓
Load Compensation	✓
Weather Compensation*	✓

*When a outdoor sensor is included



Service

Expert support from start to finish

Technical help

- If you have a technical question simply call our technical help line on 0330 100 7679 or email technical@glow-worm.co.uk for a straightforward answer

System design

- Glow-worm's award winning Design Service is tailored to suit your individual site requirements
- We use state of the art CAD technology to provide efficient high quality designs supported by full indemnity cover

Nationwide after sales service

- Supporting you with technical help and after sales service online, over the telephone and on the road.
- Local service engineers with full spares access
- 97% first time fix rate

For our service department please call 01 6305726 servicedesk@cfquadrant.ie

Literature

There are a number of easy ways for you to access Glow-worm product literature:

- Via our installer App - Plumbing Toolbox
- Via telephone 01 6305726 or +44 1773 596105
- Available to download online at www.glow-worm.co.uk
- Via email literature@glow-worm.co.uk



Order product brochures for your homeowner customers



Training

Glow-worm deliver courses designed with you in mind

Further develop your knowledge and practical skills relating to the installation, fault finding and servicing of Glow-worm's high efficiency boiler range, alongside understanding how Glow-worm can support you and your business.

- Practical, hands-on training delivered by fully qualified trainers
- State of the art Training Centre at C&F Quadrant
- Industry leading training delivered in a relaxed and informal environment
- Keep up to date with new technologies and industry regulations

To book onto training please call 086 2052806 or 01 6305757 or email conorg@cfquadrant.ie.
Alternatively book training through the Plumbing Toolbox App



▶ To take advantage of our industry leading courses please call us on 086 2052806 or 01 6305757 or email conorg@cfquadrant.ie.
Alternatively book training through the Plumbing Toolbox App



clubenergy

The award winning installer loyalty program from Glow-worm

Enjoy great member benefits



Free 5 year warranty
For Club Energy members



Business Development
Free tools to grow your business



VIP Events
Exclusive VIP events through Club Energy



Training
Free training in state of the art facilities

Plumbing Toolbox - The industry leading installer App for Club Energy members

Designed to make your working life easier!

This is the app for those who like everything in one place, whenever they need it, wherever they are... giving you more time and less hassle.



Register your Installs



Merchant Locator
no more wild goose chases



Fix that fault
quick and easy fault code identification



Every manual
wherever you are, right there in your pocket



Service Reminders
helping to keep you organised



To find out more about how you can benefit from Club Energy or or to join free today visit www.glow-wormclubenergy.ie email enquiries@glow-wormclubenergy.ie or call 01 4475305